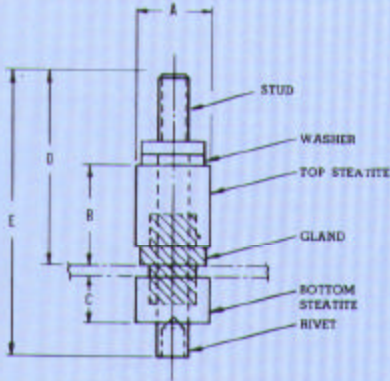


# Ceramic Compression Terminals

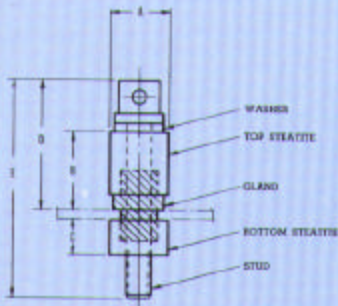
Top is Glazed, Bottom is Unglazed. Also available with 'Twist-Free' Feature.

## Style 1-D



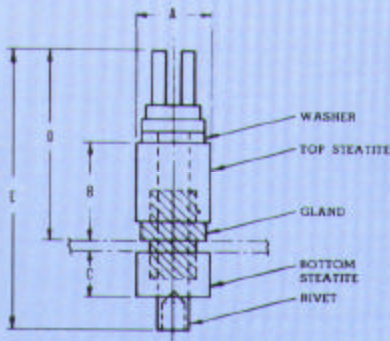
GEMP NO.	A	B	C	D	E	Stud Thread	* RMS Volts	* AMPS	Mtg. Holes +.002 -.000	Max. Panel Thickness
250A	1/4	13/32	5/32	25/32	7/8	6-32	4,000	10	.166	.043
250B	1/4	1/4	5/32	5/8	7/8	6-32	3,000	10	.166	.030
250D	1/4	3/16	7/64	19/32	7/8	6-32	2,000	10	.166	.030
312A	5/16	7/32	5/32	21/32	7/8	6-32	4,000	10	.213	.037
375B	3/8	5/16	1/4	27/32	1 3/16	6-32	5,000	20	.250	.050
500B	1/2	3/8	1/4	27/32	1 3/16	6-32	7,000	20	.250	.050

## Style 1-D-XX



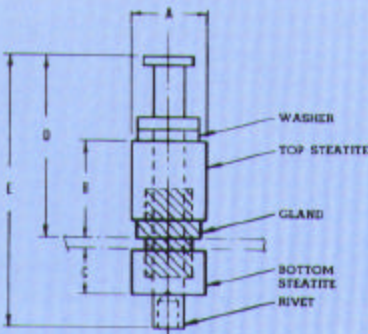
GEMP No.	A	B	C	D	E	G	Stud Thread (Bot-tom)	* RMS Volts	* Amps	Mtg. Hole	Max. Panel Thickness	Sug-gested Tight-ening Torque
187-A	3/16	3/16	3/32	3/8	21/32	3/32	3-48	2,000	6	.161 <sup>+.002</sup> <sub>-.000</sub>	.025	3/4"*
250-A	1/4	11/32	5/32	5/8	1-1/26	3/32	4-40	4,000	10	.164 <sup>+.002</sup> <sub>-.000</sub>	.037	1 1/2"*
250-B	1/4	3/16	5/32	1/2	7/8	3/32	4-40	4,000	10	.164 <sup>+.002</sup> <sub>-.000</sub>	.037	1 1/2"*
312-A	5/16	7/32	5/32	1/2	7/8	3/32	4-40	4,000	10	.213 <sup>+.002</sup> <sub>-.000</sub>	.037	1 3/4"*
312-C	5/16	3/8	5/32	5/8	1-1/16	3/32	4-40	4,000	10	.213 <sup>+.002</sup> <sub>-.000</sub>	.037	1 3/4"*
375-A	3/8	7/16	1/4	3/4	1-15/16	1/8	6-32	6,000	20	.250 <sup>+.002</sup> <sub>-.000</sub>	.060	4 1/2"*
375-B	3/8	5/16	1/4	5/8	1-5/16	1/8	6-32	5,000	20	.250 <sup>+.002</sup> <sub>-.000</sub>	.060	4 1/2"*
500-D	1/2	13/16	1/4	1-3/16	1-13/16	1/8	6-32	7,000	20	.250 <sup>+.002</sup> <sub>-.000</sub>	.060	4 1/2"*

## Style 1-E



GEMP NO.	A	B	C	D	E	* RMS Volts	* AMPS	Mtg. Holes	Max. Panel Thick-ness
GT-187-B	3/16	3/16	3/32	11/32	1/2	2,000	6	.164 <sup>+.002</sup> <sub>-.000</sub>	.037
GT-250-B	1/4	3/16	5/32	13/32	11/16	4,000	10	.164 <sup>+.002</sup> <sub>-.000</sub>	.037
GT-250-D	1/4	9/64	7/64	23/64	5/8	2,000	10	.164 <sup>+.002</sup> <sub>-.000</sub>	.037
GT-312-A	5/16	7/32	5/32	13/32	11/16	4,000	10	.213 <sup>+.002</sup> <sub>-.000</sub>	.037

## Style 1-F



GT-187-A	3/16	3/16	5/32	13/32	9/16	2,000	6	.164 <sup>+.002</sup> <sub>-.000</sub>	.037
GT-187-B	3/16	3/16	5/32	3/8	1/2	2,000	6	.164 <sup>+.002</sup> <sub>-.000</sub>	.037
GT-250-A	1/4	11/32	5/32	9/16	13/16	4,000	10	.164 <sup>+.002</sup> <sub>-.000</sub>	.037
GT-250-B	1/4	3/16	5/32	13/32	11/16	4,000	10	.164 <sup>+.002</sup> <sub>-.000</sub>	.037
GT-250-D	1/4	9/64	7/64	23/64	5/8	2,000	10	.164 <sup>+.002</sup> <sub>-.000</sub>	.037
GT-312-A	5/16	7/32	5/32	7/16	11/16	4,000	10	.213 <sup>+.002</sup> <sub>-.000</sub>	.037

B and D are uncompressed dimensions. \*Approximation - for your assistance in design.

# GEMP

## Great Eastern Metal Products Company

255 East Second Street, Mineola, New York 11501

Tel: (516) 747-0818 Fax: (516) 747-6724